


AP832

802.11ac Wireless Access Point



Fortinet AP832

High-performance wireless connectivity for high-density environments

Dual-radio, Three-stream 802.11ac Wireless Access Point

The AP832 is the industry's first 802.11ac access point capable of supporting two concurrent 5 GHz 3x3:3ss radios. It is designed for high-density deployments in large offices, schools, universities, hospitals, hotels, and large retail stores. The AP832 supports an aggregate 2.6 Gbps data rate for the most demanding business applications like video and voice.

The AP832 access point allows administrators with Application Visibility to prioritize applications to improve the user experience. For schools, Learning Management System applications can be assigned to one dedicated channel layer, while online classroom video feeds can be dedicated to another channel layer, with Fortinet's unique Virtual Cell channel layering technology. For healthcare, life-critical applications such as patient monitoring can be dynamically assigned to one channel layer, doctor and nursing applications can be assigned to a second layer, and patient applications can be placed on a third channel layer.

The AP832 also provides unique roaming support because Fortinet enables the network (not the client) to control AP client hand-off, resulting in the industry's lowest roaming latency figures — a true zero-handoff.

Additionally, Fortinet's Virtual Cell, single-channel technology allows the AP832 to leverage the 802.11ac design for pervasive, real-world deployments of 80 MHz channels, effectively doubling the available data rate and dramatically increasing throughput availability for Fortinet customers.

Like other Fortinet access points, the AP832 integrates seamlessly with our Fortinet Center, Fortinet Connect, Spectrum Manager, and other application solutions to bring intelligent management and resilient wireless services to your network.

Features

- Supports IEEE 802.11ac with dual radios and three spatial streams
- Support for multiple operating modes: centralized, distributed, mesh, bridged, and VPN tunnel modes
- Integration with Fortinet controllers and management software applications
- Supports either internal or external antennas

Benefits

- Provides an optimized 802.11ac experience with very high throughput capabilities
- Delivers seamless mobility, while minimizing channel planning
- Offers flexible deployment options for different customer requirements
- Offers full management and security assurances
- Provides a choice of two models to suit your needs



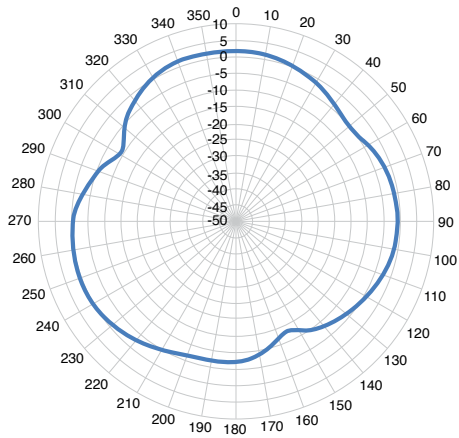
FortiCare Worldwide 24x7 Support
support.fortinet.com



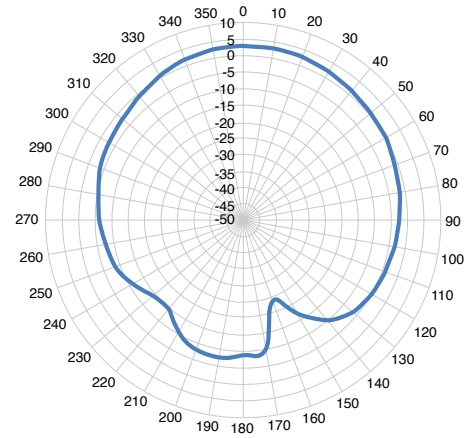
FortiGuard Security Services
www.fortiguards.com

ANTENNA RADIATION PATTERNS (INTERNAL ANTENNA MODEL)

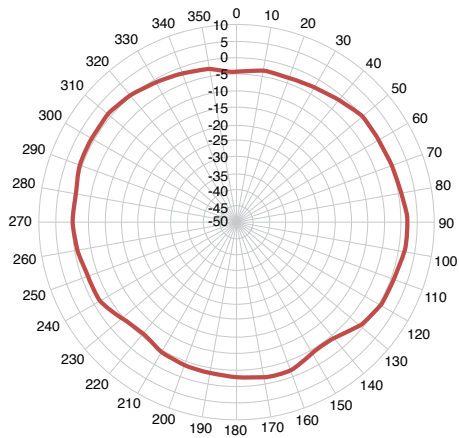
Internal Antenna	2.4–2.5 GHz	4.9–5.9 GHz
Average Antenna Gain	3.0 dBi	4.0 dBi
Polarization	Linear	Linear
Azimuth Beam-width	195°	190°
Elevation Beam-width	98°	100°
VSWR	1:2.0	1:2.0



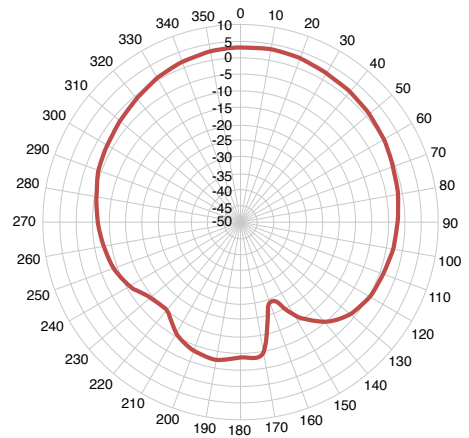
2.4 GHz H-plane



2.4 GHz E-plane



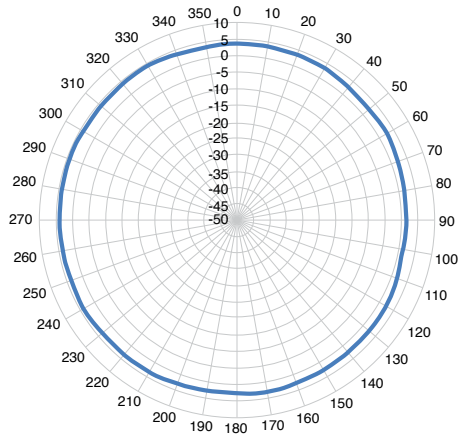
5 GHz H-plane



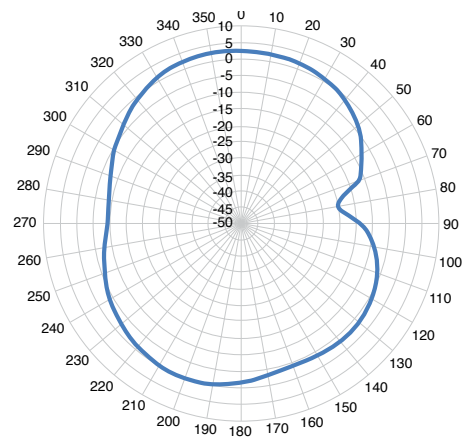
5 GHz E-plane

ANTENNA RADIATION PATTERNS (EXTERNAL ANTENNA MODEL)

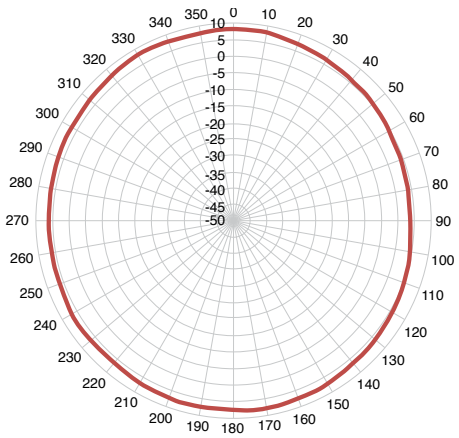
External Antenna	2.4–2.5 GHz	4.9–5.9 GHz
Average Antenna Gain	3.0 dBi	4.0 dBi
Polarization	Linear	Linear
Azimuth Beam-width	195°	190°
Elevation Beam-width	98°	100°
VSWR	1:2.0	1:2.0



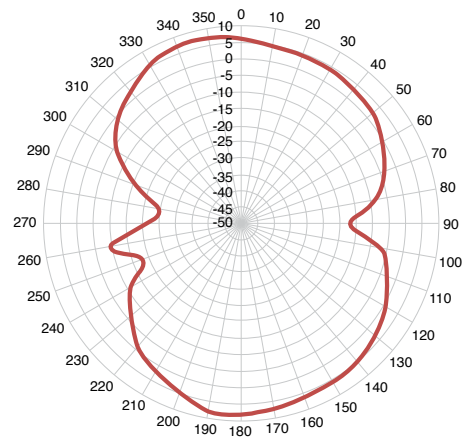
2.4 GHz H-plane



2.4 GHz E-plane



5 GHz H-plane



5 GHz E-plane

SPECIFICATIONS

QoS

WMM support
Dynamic WMM rate adaptation
Configurable QoS rules per user and application

OPERATING MODES

Centralized deployment mode
Distributed deployment mode
Remote VPN tunnel mode

SECURITY

WEP, WPA-PSK, WPA-TKIP, WPA2-AES, 802.11i, 802.1X (EAP-TLS, EAP-TTLS, PEAP, LEAP, EAP-FAST, EAP-SIM, EAP-AKA, and EAP-MD5)
802.1X and captive portal authentication against local database on the controller, RADIUS, and Active Directory
RADIUS-assisted per-user and per-ESSID access control via MAC filtering

MANAGEMENT

Centrally managed by any Fortinet controller running System Director
Automatically discovers controllers and downloads configuration settings for plug-and-play deployment
Upgrades and management using System Director/Network Manager
Support for SNMP

WIRELESS SPECIFICATIONS

Model Introduction

AP832i dual-radio, dual-band IEEE Std 802.11a/b/g/n/ac access point with six internal omnidirectional antennas
AP832e dual-radio, dual-band IEEE Std 802.11a/b/g/n/ac access point with six RP-SMA connectors and six external omnidirectional antennas

Supported Radio Technologies

Dual-band, dual-radio access point
3x3:3SS (three spatial streams)
Indoor application
Supported 2.4 GHz (TurboQAM Mode) and 5.x GHz for dual-band, dual-radio operation, data rate up to 1.9 Gbps
Supported dual 5.x GHz IEEE Std 802.11ac operation with RF collocation (FCC Permit by Ask provision), data rate up to 2.6 Gbps
Supported transmit beam-forming (TxBF)
IEEE Std 802.11ac standard
IEEE Std 802.11n/ac with Orthogonal Frequency Division Multiplexing (OFDM)
IEEE Std 802.11b with Direct Sequence Spread Spectrum (DSSS)
IEEE Std 802.11ac with 20/40/80 MHz (VHT20/40/80) channel width
IEEE Std 802.11n with 40 MHz (HT40) channel width
IEEE Std 802.11a/g with 20 MHz channel
IEEE Std 802.11b with 5 MHz channel

Supported Modulation

IEEE Std 802.11ac: BPSK, QPSK, 16-QAM, 64-QAM, 256-QAM
IEEE Std 802.11a/g/n: BPSK, QPSK, 16-QAM, 64-QAM
IEEE Std 802.11b: BPSK, QPSK, CCK
Featured 256-TurboQAM modulation for 2.4 GHz and 5 GHz operations

Supported MCS Index

Supported MCS0–MCS9 for IEEE Std 802.11ac
Supported MCS0–MCS23 for IEEE Std 802.11n

Supported Frequency Bands

2.400–2.4835 GHz (ISM)
5.150–5.250 GHz (UNII-1)
5.250–5.350 GHz (UNII-2, DFS)
5.470–5.725 GHz (UNII-2 Extended, DFS)
5.725–5.825 GHz (UNII-3)
Country-specific restrictions apply; adjusted by controller upon approval

Operating Channels

2.4 GHz Channels
CH1–11 for U.S., Canada
CH1–13 for Japan, Europe, rest of world
5 GHz HT20 (20 MHz) Channel
Non-DFS Channel: CH36, 40, 44, 48, 144, 149, 153, 161, 165
DFS Channel upon approval: CH 52, 56, 60, 64, 100, 104, 108, 112, 116, 120*, 124*, 128*, 132*, 136, 140, 144 (*weather radar)
5 GHz HT40 (40 MHz) Center Channel
Non-DFS channel: CH38, 46, 151, 159
DFS channel upon approval: CH54, 62, 102, 110, 118*, 116*, 134* 134, 142 (*weather radar)
5 GHz VHT80 (80 MHz) Center Channel
Non-DFS channel: CH42, 155
DFS channel upon approval: CH58, 106, 122* (*weather channel)
Platform supports Dynamic Frequency Selection (DFS & DFS/TPC) for future 5 GHz channel adoption
Country-specific restrictions apply; adjusted by controller upon approval

Supported Data Rate (Mbps)

IEEE Std 802.11ac three streams: 19.5–1300 Mbps (MCS0-HT20@800nS to MCS9-HT40@400nS)
IEEE Std 802.11ac per stream: 6.5–433.3 Mbps (MCS0-HT20@800nS to MCS9-HT40@400nS)
IEEE Std 802.11n Three streams: 13–450 Mbps (MCS9-HT20@800nS to MCS23-HT40@400nS)
IEEE Std 802.11n Per stream: 6.5–150 Mbps (MCS0-HT20 @ 800nS to MCS7-HT40@400nS)
IEEE Std 802.11a/g: 6, 9, 12, 18, 24, 36, 48, 54 Mbps
IEEE Std 802.11b: 1, 2, 5.5, 11 Mbps

TRANSMIT POWER (TX) AND RECEIVER SENSITIVITY (RX) PER STREAM

CONFIGURATION	MINIMUM TRANSMIT EIRP (DBM)	MAXIMUM TRANSMIT EIRP (DBM)	RX SENSITIVITY (DBM)
802.11b	10.0	24.0	-85
802.11g	10.0	23.0	-70
802.11n, 2.4 GHz HT20	10.0	22.0	-65
802.11n, 2.4 GHz HT40	10.0	21.0	-64
802.11a	13.0	22.0	-69
802.11n, 5 GHz, HT20	13.0	21.0	-67
802.11n, 5 GHz, HT40	13.0	20.0	-64
802.11ac, 5 GHz, HT20	13.0	21.0	-69
802.11ac, 5 GHz, HT40	13.0	20.0	-67
802.11ac, 5 GHz, VHT80	13.0	20.0	-64

Configurable Transmission Power

Transmission power configurable in 1.0 dBm increments
Unused radios can be disabled via software for lower power consumption

SPECIFICATIONS

PHYSICAL SPECIFICATIONS

Power

Operates at IEEE 802.3af power

Powered by IEEE Std 802.3af or 802.3at PoE (Power over Ethernet) injector or switch

12V external power adapter (sold separately)

Other Interfaces

Networks: One 10/100/1000 BASE-T Ethernet RJ45 uplink (G1), one 10/100/1000 BASE-T Ethernet RJ45 (G2) for downlink and future expansion purposes, auto-sensing link speed and MDI/MDX

Six RPSMA RF connectors for external antenna SKU (AP832e)

One RJ45 port (G1) support IEEE Std 802.3af or 802.3at PoE

One USB 2.0 port (Type-A) for future feature

One console port

One reset button

One Kensington security slot

LED Indicators

One tri-color LED over facade for AP status

Additional LEDs for Ethernet activity over two RJ45 ports (G1 and G2)

Mounting

Wall, desktop, or ceiling mount

Three mounting kits included with access point:

- 650-00232, 15/16" T-bar and wall-mount combo adapter
- 650-00233, 9/16" T-bar adapter
- Flat-surface wall-mount bracket (used with 650-00232)

Option (ordered separately)

CBL-SERIAL-DB9-35, DB9 stereo console cable

CBL-RJ45-ADAPT-X5, GE extension adapter

MNT-FEET-SET-X5, rubber feet for desktop staging

Installation in the Air-Handling Space

AP832e metal enclosure only by removing plastic façade

Dimensions

AP832i or AP832e (with mounting bracket): 7.1 x 7.1 x 2.7 inches (18.0 x 18.0 x 6.8 cm)

AP832e without plastic façade: 6.3 x 6.3 x 2.1 inches (16.1 x 16.0 x 5.2 cm)

Weight

AP832i (with mounting bracket): 2.3 lbs (1.1 kg)

AP832e (with mounting bracket): 1.9 lbs (0.9 kg)

AP832e without façade and mounting bracket: 1.5 lbs (0.7 kg)

Environmental

Operating temperature: 32–122°F (0–50°C)

Operating humidity: 5–95% non-condensing

Storage temperature: -40–185°F (-40–70°C) ambient

Storage humidity: 5–95% non-condensing

REGULATORY APPROVAL

FCC (United States of America)

CE Mark (European Community)

Industry Canada (Canada)

TELEC (Japan)

Safety Approval (worldwide)

EU RoHS

For more country-specific regulatory approval, please contact your Fortinet representative

CERTIFICATIONS

WiFi certified IEEE Std 802.11a/b/g/n (ac)

WARRANTY

Limited lifetime warranty

PART NUMBERS

AP832i

Six integrated dual-band omnidirectional PIFA antennas

AP832e

Six extended reverse polarity SMA connectors; shipment comes with six omnidirectional rubber ducky antennas

SPECIFICATION OF DEFAULT ANTENNA

	MODEL NUMBER	DESCRIPTION
1	ANT-6ABGN-24	2.4/5.x GHz 2.5/4 dBi directional patch wall/pole-mount antenna, with 36-inch external coaxial cables and 6x RP-SMA male jacks
2	ANT-I3ABGN-0304	2.4/5.x GHz 3/4 dBi omnidirectional ceiling mount antenna, with 36-inch external coaxial cables and 3x RP-SMA male jacks

SPECIFICATION OF OPTIONAL EXTERNAL ANTENNAS (SOLD SEPARATELY)

	MODEL NUMBER	DESCRIPTION
1	ANT-6ABGN-24	2.4/5.x GHz 2.5/4 dBi directional patch wall/pole-mount antenna, with 36-inch external coaxial cables and 6x RP-SMA male jacks
2	ANT-I3ABGN-0304	2.4/5.x GHz 3/4 dBi omnidirectional ceiling mount antenna, with 36-inch external coaxial cables and 3x RP-SMA male jacks
3	ANT-ABGN-23	2.4/5.x GHz 3/4 dBi directional patch wall/pole-mount antenna, with 60-inch external coaxial cables and 6x RP-SMA male jacks
4	ANT-ABNG230-W	2.4/5.x GHz 2/3 dBi omnidirectional rubber ducky antenna with 1x RP-SMA male jacks
5	ANT-ABGN-470	2.4/5.x GHz 4.7/4.7 dBi omnidirectional rubber ducky antenna with 1x RP-SMA male jack
6	ANT-I2ABGN-0304-0	2.4/5.x GHz 3/4 dBi omnidirectional ceiling mount antenna, with 36-inch external coaxial cables and 2x RP-SMA male jacks
7	ANT-O4ABGN-0607-PT	2.4/5.x GHz 6/7 dBi directional patch wall/pole-mount antenna, with 36-inch external coaxial cables and 4x RP-SMA male jacks
8	ANT-O6ABGN-0607-PT	2.4/5.x GHz 6/7 dBi directional patch wall/pole-mount antenna, with 36-inch external coaxial cables and 6x RP-SMA male jacks
9	ANT-O6ABGN-0606-0	2.4/5.x GHz 6/6 dBi omnidirectional wall/pole-mount antenna, with 36-inch external coaxial cables and 6x RP-SMA male jacks

Please note the range of Fortinet infrastructure access points are supported by a combination of specific controller firmware and hardware and are not designed to function with third-party controllers. Specific supported access point and controller combinations will change from time to time and such changes are detailed in the respective firmware release notes. The Fortinet range of controllers, whether they are infrastructure or integrated into FortiOS, only support Fortinet provided access points. Note that not all access points are supported by all controller types.



GLOBAL HEADQUARTERS
Fortinet Inc.
899 Kifer Road
Sunnyvale, CA 94086
United States
Tel: +1.408.235.7700
www.fortinet.com/sales

EMEA SALES OFFICE
905 rue Albert Einstein
Valbonne 06560
Alpes-Maritimes, France
Tel: +33.4.8987.0500

APAC SALES OFFICE
300 Beach Road 20-01
The Concourse
Singapore 199555
Tel: +65.6395.2788

LATIN AMERICA SALES OFFICE
Sawgrass Lakes Center
13450 W. Sunrise Blvd., Suite 430
Sunrise, FL 33323
United States
Tel: +1.954.368.9990